


UF Series

FILTER HOUSINGS
HIGH FLOW CARTRIDGES
CUSTOM MADE



MAIN APPLICATIONS:

- DESALINATION
- WATER TREATMENT
- FINE CHEMICAL
- PETROCHEMICAL
- OIL & GAS
- FOOD & BEVERAGE
- POWER GENERATION
- PAINTS AND RESIN
- HYDRAULIC
- STEEL MILL
- GENERAL INDUSTRY

CHARACTERISTICS:

- Construction materials:
 - Carbon steel
 - Stainless steel
 - (other materials available as option).*
- Design according to:
 - ASME Sect. VIII Div. 1
 - EN 13445
 - (other calculation code available as option).*
- Suitable for filtration of both liquids and gas Gr. 1 and 2.
- Conform to 2014/68/UE PED Directive.
- Conform to 2014/34/UE ATEX Directive.
- Available with U-Stamp certification .
- Top cover closure:
 - ANSI or EN flanges
 - Swing bolts - eye bolts type
 - Swing bolts - Rathmann type
 - Quick opening closure yoke or band-lock type.
- Available in vertical or horizontal arrangement.
- Side entry bottom outlet *(other nozzles arrangement available as option)*
- In/out connections up to 36" (DN 900)
- Flow-rate up to 3500 m³/h
- Designed for high flow pleated cartridges HPF series
- Cartridges confined in perforated plate basket

ASCO FILTRI

a **mott** company

UF Series

FILTER HOUSINGS
HIGH FLOW CARTRIDGES
CUSTOM MADE

TECHNICAL DATA

CONSTRUCTION MATERIALS

BODY:

- CARBON STEEL
- 304-SS
- 316-SS
- DUPLEX SS / SUPER DUPLEX SS
- Other materials upon request

CARTRIDGES BASKET

- 316-SS
- DUPLEX SS
- Other materials upon request

GASKETS

- SPIRALWOUND
- KLINGERSIL
- BUNA-N
- VITON
- PTFE

IN/OUT

- Up to 36"

FLOW-RATE

- Up to 3500 m³/h

ACCESSORIES

- DIFFERENTIAL PRESSURE GAUGE
- DIFFERENTIAL PRESSURE SWITCH
- VENT VALVE
- DRAIN VALVE
- PRESSURE SAFETY VALVE

Dimensions:

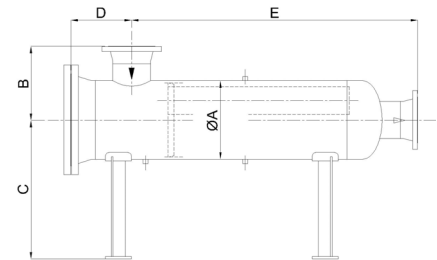

Model	Dimensions [mm]						Flow-rate m ³ /h	Cartridges	
	ØA	B	C	D	E	In/out		Qty x H	m ²
UFTH014	219.1	260	700	262	1450	4"	60	1 x 40"	5.9
UFTH016	323.8	350	700	322	2050	6"	90	1 x 60"	8.9
UFTH034	406.4	400	750	361	1600	8"	180	3 x 40"	17.8
UFTH036	406.4	400	750	361	2100	8"	270	3 x 60"	26.7
UFTH044	457.2	425	800	349	1650	8"	240	4 x 40"	23.8
UFTH046	457.2	425	800	349	2150	8"	300	4 x 60"	35.6
UFTH054	508.0	450	800	354	1670	8"	300	5 x 40"	29.7
UFTH056	508.0	450	800	354	2200	10"	450	5 x 60"	44.5
UFTH064	558.8	500	800	399	1670	10"	360	6 x 40"	35.6
UFTH066	558.8	500	800	399	2170	10"	470	6 x 60"	53.5
UFTH074	609.6	525	800	402	1760	10"	420	7 x 40"	41.6
UFTH076	609.6	525	800	427	2325	12"	630	7 x 60"	62.4
UFTH094	660.4	550	850	364	1770	12"	540	9 x 40"	53.5
UFTH096	660.4	550	850	364	2270	12"	700	9 x 60"	80.2
UFTH104	711.2	600	870	400	1800	12"	600	10 x 40"	59.4
UFTH106	711.2	600	870	400	2300	14"	800	10 x 60"	89.1
UFTH124	762.0	625	900	405	1830	14"	720	12 x 40"	71.3
UFTH126	762.0	625	900	405	2330	14"	840	12 x 60"	106.9
UFTH144	812.8	650	950	413	1850	14"	840	14 x 40"	83.2
UFTH146	812.8	650	950	413	2350	16"	1100	14 x 60"	124.7
UFTH194	914.4	710	1000	590	1850	18"	1140	19 x 40"	118.9
UFTH196	914.4	710	1000	590	2350	18"	1710	19 x 60"	169.3
UFTH224	1016	810	1100	600	1900	18"	1320	22 x 40"	130.7
UFTH226	1016	810	1100	650	2400	20"	1980	22 x 60"	196.0
UFTH314	1168.4	900	1200	690	1950	20"	1860	31 x 40"	182.9
UFTH316	1168.4	900	1200	750	2500	24"	2790	31 x 60"	275.9

Max. recommended water flow-rate. Initial Delta-P < 0.25 bar with 10 µm filtration rating.

Suggested flow-rate change according to the installed filtration rating.

Flow-rate valid for clean water, reduce the flow-rate according to the application.

Dimensions valid for rating up to 300# max. For other rating or dimensions, contact ASCO Filtri.



Contact us for any further information.

We reserve the right to change the specifications of this specification without notice.

ASCO Filtri S.p.A.

Viale delle Scienze, 8
20082 Binasco (MI) - Italy
Phone: +39 02 89703.1

Fax: +39 02 89703.410

E-mail: info@ascofiltri.com

Web: www.ascofiltri.com

ASCO
FILTRI
a **mott** company